

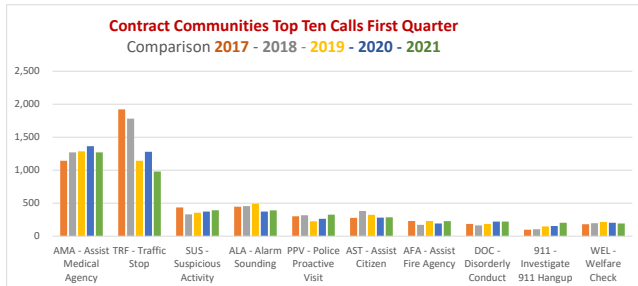
Calls for Service - Ramsey County Sheriff's Office Patrol Unit

Contract Communities First Quarter 2017 - 2018 - 2019 - 2020 - 2021

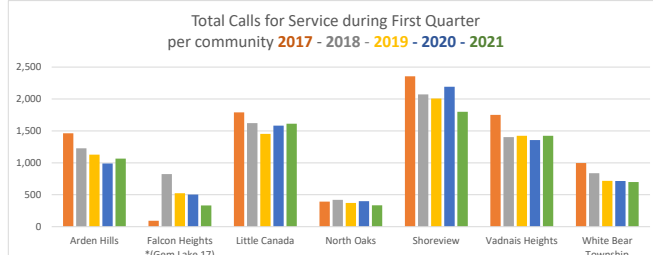
Code	Call Description	2017	2018	2019	2020	2021
Crimes Against Persons Calls						
ASS	ASS - Assault	29	28	26	30	25
CAB	CAB - Child Abuse	8	7	7	4	1
CSC	CSC - Criminal Sexual Conduct	19	12	13	11	13
DOM	DOM - Domestic Assault	54	56	61	64	61
MUR	MUR - Murder / Homicide	0	0	1	0	0
ROB	ROB - Robbery	1	11	5	4	6
VOP	VOP - Prot Order Violation	1	11	20	19	46
Crimes Against Property Calls						
ARS	ARS - Arson	0	0	0	2	1
BRG	BRG - Burglary	54	41	38	33	39
FRD	FRD - Fraud or Forgery	142	141	116	130	190
MVT	MVT - Motor Vehicle Theft	37	34	44	51	49
SHF	SHF - Shoplifter	17	7	18	7	8
THA	THA - Theft from Auto	67	73	87	146	183
THF	THF - Theft	157	146	117	146	153
Traffic Related Calls						
ABV	ABV - Abandoned Vehicle	22	20	28	27	33
AHR	AHR - Accident Hit and Run	62	54	59	52	45
APD	APD - Accident Property Damage	260	251	288	145	128
AWI	AWI - Accident with Injuries	34	25	47	29	33
DGC	DGC - Dangerous Condition	151	139	173	111	115
DKD	DKD - Drunk Driver	58	63	46	35	31
HRI	HRI - Hit & Run Acc w/Injuries	1	2	0	0	0
TRF	TRF - Traffic Stop	1,922	1,781	1,143	1,280	981
Quality of Life Calls						
CDP	Criminal Damage to Property	55	71	35	62	96
DIS	DIS - Dispute Disagreement	108	92	83	76	79
DKP	DKP - Drunk Person	26	33	21	12	8
DOC	DOC - Disorderly Conduct	185	162	185	221	221
DSB	DSB - Disturbance Noise Complaint	77	98	99	92	131
FGT	FGT - Fight	7	11	8	8	5
FWK	FWK - Fireworks	7	6	3	4	2
GRF	GRF - Graffiti	0	0	2	1	4
HRS	HRS - Harrasment Report	74	81	65	88	94
NAR	NAR - Narcotics	50	59	38	42	41
PLR	PLR - Prowler	0	0	0	0	1
PRK	PRK - Parking Complaint	701	450	338	344	98
SOL	SOL - Solicitor	6	2	2	0	4
SUS	SUS - Suspicious Activity	435	330	356	373	392
Other/Misc Calls for Service						
911	911 - Investigate 911 Hangup	98	106	148	155	204
ADM	ADM - Administrative Detail	57	41	32	11	38
AFA	AFA - Assist Fire Agency	229	172	231	191	228
ALA	ALA - Alarm Sounding	446	455	492	373	390
AMA	AMA - Assist Medical Agency	1,144	1,270	1,286	1,363	1,271
ANC	ANC - Animal Complaint	191	158	179	166	107
AOA	AOA - Assist Other Agency	114	107	109	101	101
AST	AST - Assist Citizen	277	382	324	281	285
ATL	ATL - Attempt to Locate	0	0	0	0	0
CIV	CIV - Civil Problem	71	57	68	70	80
COD	COD - Code Enforcement	11	13	5	16	17
DOA	DOA - Death Investigation	23	20	15	25	18
PIC	EDP/PIC - Person in Crisis	70	47	82	80	49
INV	INV - Investigate	194	178	150	138	141
JUV	JUV - Juvenile Incidents	51	36	36	82	49
LOC	LOC - Lockout	7	8	18	9	4
LOS	LOS - Lost Property	7	11	14	9	17
MSP	MSP - Missing Person, Juvenile	34	34	25	41	30
PCN	PCN - Previous Case Follow-Up	159	181	165	212	178
POR	POR - Predatory Offender Reg	0	0	0	0	0
PPV	PPV - Police Proactive Visit	302	316	225	263	325
RPR	RPR - Recovered Property	67	58	43	66	74
SHF	SHF - Shots Fired	18	6	10	19	15
WAR	WAR - Warrant	70	71	56	63	31
WEL	WEL - Welfare Check	181	197	214	204	192
WPN	WPN - Weapon	8	11	5	9	3
	Misc/Other not listed above	183	177	124	147	107
	Total Calls (includes items not listed above)	8,839	8,409	7,628	7,743	7,271

First Quarter 2021
Calls For Service Summary - Contract Communities

Top 10 Calls for Service							
	2017	2018	2019	2020	2021	% of Total	
1	AMA - Assist Medical Agency	1,144	1,270	1,286	1,363	1,271	17.60%
2	TRF - Traffic Stop	1,922	1,781	1,143	1,280	981	16.53%
3	SUS - Suspicious Activity	435	330	356	373	392	4.82%
4	ALA - Alarm Sounding	446	455	492	373	390	4.82%
5	PPV - Police Proactive Visit	302	316	225	263	325	3.40%
6	AST - Assist Citizen	277	382	324	281	285	3.63%
7	AFA - Assist Fire Agency	229	172	231	191	228	2.47%
8	DOC - Disorderly Conduct	185	162	185	221	221	2.74%
9	911 - Investigate 911 Hangup	98	106	148	155	204	2.00%
10	WEL - Welfare Check	181	197	214	204	192	2.63%
Other Calls for Service		3,620	3,238	3,024	3,039	2,782	39.25%
Total Calls for Service		8,839	8,409	7,628	7,743	7,271	



Total Calls for Service - Contract Cities						Diff 20-21	% Change
	2017	2018	2019	2020	2021		
Arden Hills	1,462	1,228	1,128	990	1,067	77	7.22%
Falcon Heights *(Gem Lake 17)	92	824	524	504	333	-171	-51.35%
Little Canada	1,790	1,623	1,454	1,583	1,613	30	1.86%
North Oaks	392	421	372	400	336	-64	-19.05%
Shoreview	2,355	2,072	2,007	2,193	1,799	-394	-21.90%
Vadnais Heights	1,751	1,404	1,424	1,358	1,424	66	4.63%
White Bear Township	997	837	719	715	699	-16	-2.29%
Total Calls Contract Cities	8,839	8,409	7,628	7,743	7,271	-472	-6.49%
% change		14.02%	-5.11%	-10.24%	1.49%	-6.49%	

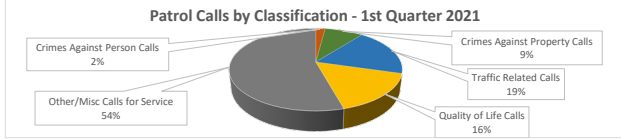


Calls for Service are incidents responded to by deputies. Calls are often initiated by citizens via 9-1-1 or deputy initiation while on patrol. Calls for Service are not 'crimes' until so determined after investigation of the incident.

In this list the Calls for Service are divided into five descriptive classifications:
Crimes Against Persons Calls involve bodily harm, the threat of bodily harm, or other actions committed against the will of an individual.
Crimes Against Property Calls involve when property belonging to another is taken without that person's consent.
Traffic Related Calls are those that involve the operation of motor vehicles.
Quality of Life Calls involve situations and acts of physical disorder, damage to property or disruption of community life.
Other/Miscellaneous Calls are those requests that don't meet the other four descriptions. Such as assisting medical, fire agencies, and alarm calls.

Calls by Classification - First Quarter

	2017	2018	2019	2020	2021
Crimes Against Person Calls	112	125	133	132	152
Crimes Against Property Calls	474	442	420	515	623
Traffic Related Calls	2,510	2,335	1,784	1,679	1,366
Quality of Life Calls	1,731	1,395	1,235	1,323	1,176
Other/Misc Calls for Service	4,012	4,112	4,056	4,094	3,954
Total Calls	8,839	8,409	7,628	7,743	7,271



Ramsey County Sheriff's Office - Public Safety Services Division
Patrol Unit Calls for Service by Contract Community - First Quarter 2021

Call Description	AH	FH	LC	NO	SV	VH	WBT	ALL
911 - Investigate 911 Hangup	25	10	36	7	64	33	29	204
ABV - Abandoned Vehicle	6	3	9	0	6	6	3	33
ADM - Administrative Detail	22	1	3	1	4	6	1	38
AFA - Assist Fire Agency	40	15	44	10	60	30	29	228
AHR - Accident Hit and Run	10	3	6	0	11	12	3	45
ALA - Alarm Sounding	93	12	87	40	63	64	31	390
AMA - Assist Medical Agency	203	66	241	101	306	222	132	1,271
ANC - Animal Complaint	14	3	16	8	33	9	24	107
AOA - Assist Other Agency	14	2	25	2	19	27	12	101
APD - Accident Property Damage	25	4	21	7	32	24	15	128
ARS - Arson Investigation	0	0	1	0	0	0	0	1
ASS - Assault	1	0	12	0	2	7	3	25
AST - Assist Citizen	44	7	74	9	69	57	25	285
ATL - Attempt to Locate	0	0	0	0	0	0	0	0
AWI - Accident With Injuries	8	1	7	1	7	7	2	33
BOM - Bomb Threat	0	0	0	0	0	0	0	0
BRG - Burglary	3	1	11	1	15	4	4	39
CAB - Child Abuse	0	0	0	0	0	1	0	1
CDP - Criminal Damage Property	8	5	32	3	19	22	7	96
CIV - Civil Problem	12	1	22	1	22	19	3	80
CMT - County Maintenance	0	0	0	0	0	0	0	0
COD - Code Enforcement	0	0	3	5	1	1	7	17
Community Outreach Event	0	0	1	3	1	0	0	5
CSC - Criminal Sexual Conduct	0	0	7	0	1	3	2	13
DGC - Dangerous Condition	20	15	13	6	40	15	6	115
DIS - Dispute Disagreement	11	5	15	2	24	18	4	79
DKD - Drunk Driver	2	4	14	0	6	3	2	31
DKP - Drunk Person	0	0	3	0	2	3	0	8
DOA - Death Investigation	2	1	5	2	6	1	1	18
DOC - Disorderly Conduct	28	16	76	5	42	39	15	221
DOM - Domestic Fam Relationship	2	3	20	0	13	12	11	61
DSB - Disturbance Noise Complaint	4	4	52	3	31	31	6	131
EDP/PIC - Person In Crisis	5	1	15	0	8	9	11	49
FGT - Fight	0	0	2	0	0	3	0	5
FRD - Fraud or Forgery	16	5	34	12	57	31	35	190
FWK - Fireworks	0	0	0	0	1	0	1	2
GRF - Graffiti	1	0	1	0	2	0	0	4
HRI - Hit & Run Acc w/Injuries	0	0	0	0	0	0	0	0
HRS - Harassment Report	12	5	26	4	19	19	9	94
INV - Investigate	36	7	33	0	31	23	11	141
JUV - Juvenile Incidents	1	1	20	3	15	7	2	49
LOC - Lockout	0	1	0	0	1	1	1	4
LOS - Lost Property	1	3	6	0	4	2	1	17
MSP - Missing Person, Juvenile	2	2	6	1	9	5	5	30
MTG - Meeting Officer Assigned	0	0	0	5	0	0	0	5
MUR - Murder / Homicide	0	0	0	0	0	0	0	0
MVT - Motor Vehicle Theft	2	4	17	0	9	17	0	49
NAR - Narcotics	8	1	8	2	11	8	3	41
ODE - Off Duty Employment	2	0	0	0	20	14	25	61
PCN - Previous Case Follow-Up	38	9	49	2	32	33	15	178
PLR - Prowler	0	0	1	0	0	0	0	1
POR - Predatory Offender Reg	0	0	0	0	0	0	0	0
PPV - Police Proactive Visit	31	5	60	8	133	61	27	325
PRK - Parking Complaint	10	12	25	3	28	9	11	98
RCIV - Civil Div Paper Serve	0	0	0	0	0	1	0	1
ROB - Robbery	0	0	5	0	1	0	0	6
RPR - Recovered Property	10	2	19	1	14	23	5	74
SHF - Shots Fired	1	1	4	0	5	4	0	15
SHP - Shoplifter	0	0	1	0	0	7	0	8
SIP - Suicide in Progress	1	0	4	0	5	6	4	20
SOL - Solicitor	0	0	0	0	2	2	0	4
SUS - Suspicious Activity	39	21	74	10	98	100	50	392
THA - Theft From Auto	17	9	46	1	49	49	12	183
TFF - Theft	16	11	28	2	32	54	10	153
TRF - Traffic Stop	194	34	195	60	265	188	45	981
TRP - Transport	0	0	3	0	0	0	0	3
VIC - Vice Prostitution	0	0	0	0	0	0	0	0
VOP - Prot Order Violation	1	2	15	0	11	11	6	46
WAR - Warrant	3	2	9	0	5	11	1	31
WEL - Welfare Check	17	13	47	5	32	46	32	192
WPN - Weapon	0	0	2	0	0	1	0	3
WTR - Water Patrol Response	0	0	0	0	1	0	0	1
Misc-unmarked	6	0	2	0	0	3	0	11
Total Records	1,067	333	1,613	336	1,799	1,424	699	7,271

This chart lists most Call for Service (CFS) categories tracked in the Ramsey County Sheriff's Office Record Management System in the left hand column.

The number of calls responded to by the RCSO Patrol Unit in each contract community the CFS category are in the columns to the right of the description, for the time period noted.

Color Code

- Persons
- Property
- Traffic
- Quality

Top 10

Time Period this Chart:
First Quarter 2021
01/01/2021 - 03/31/2021

*NOTE: Calls for Service (CFS) are issues responded to by deputies initiated by citizens via 9-1-1 or deputy initiation while on patrol. CFS are not 'crimes' until so determined after investigation of the incident.

The following pages present a summary of the CFS data contained in this chart.

The Calls for Service responded to by the Patrol Unit are summarized for each city and for the Contract Communities Group as a whole.