



# Ramsey County Sheriff's Office

Bob Fletcher, Sheriff

---

## Public Safety Services – Patrol Services 2022 Calls for Service Summary Report – Contract Communities

---

January 2023



## **RCSO Patrol Unit 2022 Calls for Service Summary Report**

### **Calls for Service information**

---

#### **About the Sheriff's Office**

The Ramsey County Sheriff's Office is Minnesota's first law enforcement agency, established in 1849 when Minnesota was only a territory.

#### **The Sheriff's Office**

- Has more than 450 employees, including full-time, part-time, and temporary employees, plus over 200 volunteer members.
- Has an annual operating budget of approximately \$57 million.
- Provides wide-ranging law enforcement and public safety services to an urban community of more than 550,000 residents in a metropolitan area of 3.2 million people.
- Serves as a regional partner, providing services to city, county, state, and federal agencies.

#### **Public Safety Services**

The Public Safety Services Division maintains a high level of visibility throughout the county. With squad cars responding to calls for service 24 hours a day, boats on the waterways, ATVs patrolling county parks and trails, and volunteers assisting at community events, the Public Safety Services Division is responsible for providing patrol, investigative, waterway, and community services.

#### **Patrol Services**

Municipal police departments regularly patrol their own cities. The Sheriff's Office provides similar law enforcement services to seven communities in the county – Arden Hills, Falcon Heights, Little Canada, North Oaks, Shoreview, Vadnais Heights, and White Bear Township – under contract.

Patrol Services responds to calls for service 24 hours a day, such as medicals, alarms, vehicle crashes, motorist assists, and domestic disputes as well as reports of property offenses and fraud. This unit assists citizens and other law enforcement agencies.

While engaging in community policing practices, Patrol Services actively patrols each contract city to prevent and deter crime, as well as enforce city and county ordinances, and state and federal laws. Initial reports of felony-level offenses are taken by Patrol Services and then forwarded to the Criminal Investigations Unit for further investigation.

State statutes also require an expanded Sheriff's Office role, providing jurisdiction and authority throughout the county. As a result, the Ramsey County Sheriff's Office collaborates with and supports local law enforcement agencies in a variety of ways, programs, and activities.

This report provides a summary review of the 2020 activities of the Patrol Services Unit, using 'call for service' data as generated by the Ramsey County Emergency Communications Center Dispatch and the Sheriff's Office Record Management System.



## RCSO Patrol Unit 2022 Calls for Service Summary Report

### Calls for Service information

Calls for Service (CFS) are issues responded to by deputies that are initiated by citizens via 9-1-1 or deputy initiation while on patrol duties. CFS are not 'crimes' until so determined after investigation of the incident. In 2020 the Patrol Unit recorded 30,470 calls in the seven communities served.

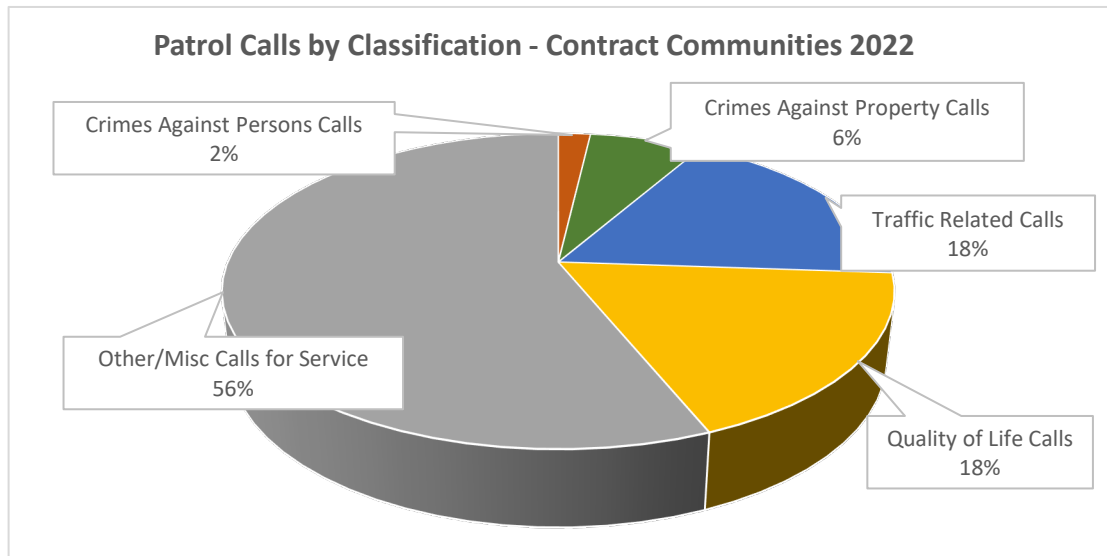
Calls for Service have five descriptive classifications.

- **Crimes Against Persons Calls** involve bodily harm, the threat of bodily harm, or other actions committed against the will of an individual.
- **Crimes Against Property Calls** involve when property belonging to another is taken without that person's consent.
- **Traffic Related Calls** are those that involve the operation of motor vehicles.
- **Quality of Life Calls** involve situations and acts of physical disorder, damage to property or disruption of community life.
- **Other/Miscellaneous Calls** are those requests that don't meet the other four descriptions. Such as assisting on medical calls, fire agencies, and alarm calls.

This chart lists total calls per classification over the past five years:

<b>Calls by Classification - Contract Communities</b>	<b>2018</b>	<b>2019</b>	<b>2020</b>	<b>2021</b>	<b>2022</b>
<b>Crimes Against Persons Calls</b>	565	594	562	581	591
<b>Crimes Against Property Calls</b>	1,989	2,012	2,606	2,439	2,079
<b>Traffic Related Calls</b>	9,442	9,051	4,720	5,060	5,713
<b>Quality of Life Calls</b>	6,268	6,103	6,357	5,660	5,688
<b>Other/Misc Calls for Service</b>	17,119	17,660	16,225	17,656	18,034
<b>Total Calls</b>	<b>35,383</b>	<b>35,420</b>	<b>30,470</b>	<b>31,396</b>	<b>32,105</b>

During 2021 the distribution of calls by classification was as follows:





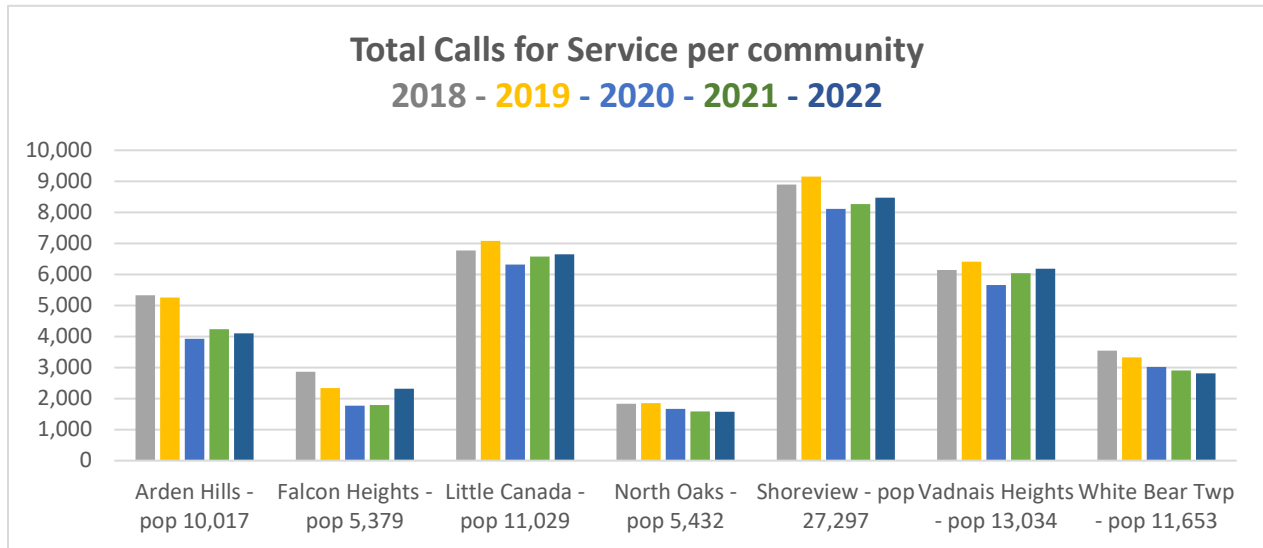
## RCSO Patrol Unit 2022 Calls for Service Summary Report

### Calls for Service information

Total CFS by community served, past five year data included:

Total Calls for Service - Contract Cities	2018	2019	2020	2021	2022	Diff 21-22	% Change
Arden Hills - pop 10,017	5,331	5,253	3,924	4,232	4,102	-130	-3.17%
Falcon Heights - pop 5,379	2,863	2,340	1,775	1,789	2,315	526	22.72%
Little Canada - pop 11,029	6,776	7,086	6,314	6,577	6,645	68	1.02%
North Oaks - pop 5,432	1,831	1,856	1,673	1,585	1,574	-11	-0.70%
Shoreview - pop 27,297	8,895	9,150	8,110	8,268	8,470	202	2.38%
Vadnais Heights - pop 13,034	6,141	6,408	5,659	6,036	6,189	153	2.47%
White Bear Twp - pop 11,653	3,546	3,327	3,015	2,909	2,810	-99	-3.52%
<b>Total Calls C-Cities - pop 83,841</b>	<b>35,383</b>	<b>35,420</b>	<b>30,470</b>	<b>31,396</b>	<b>32,105</b>	<b>709</b>	<b>2.21%</b>
% change	4.82%	0.10%	-16.25%	2.95%	2.21%		

CFS numbers as represented by a bar graph:



The Sheriff's Office tracks over one hundred CFS descriptions that help define the work of deputies and other professional staff serving across the agency's six divisions. A chart containing the seventy-four descriptions that Patrol Deputies encounter on a regular basis with the number of calls encountered in each community served appears in the pages at the end of this report.

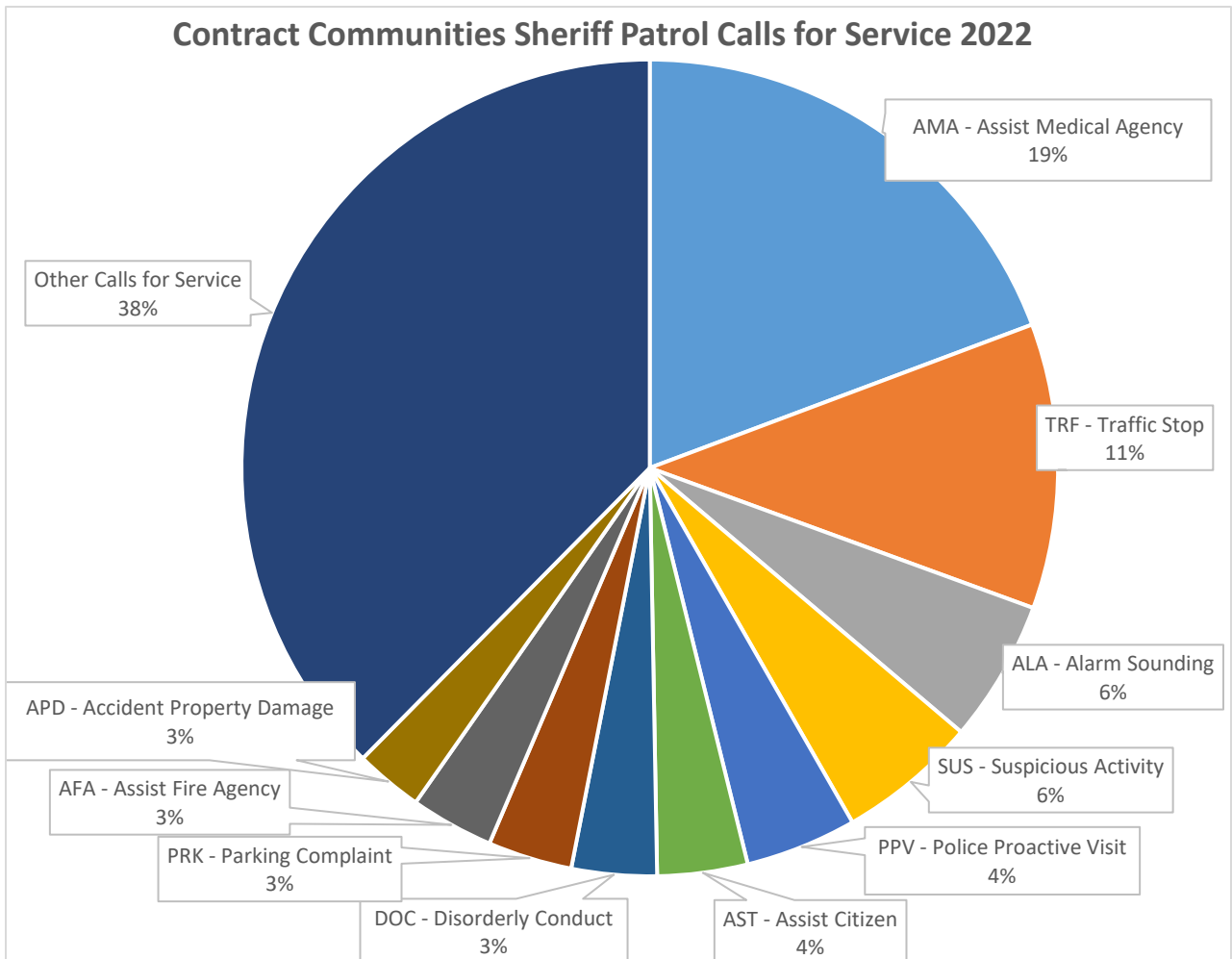


# RCSO Patrol Unit 2022 Calls for Service Summary Report

## Calls for Service information

Deputies do encounter some situations more often than others. Here are the Top Ten Calls in the combined seven contract communities:

<b>Top 10 Calls for Service</b>		<b>2018</b>	<b>2019</b>	<b>2020</b>	<b>2021</b>	<b>2022</b>	<b>% of Total</b>
1	AMA - Assist Medical Agency	4,998	5,204	5,284	5,822	6,194	19.29%
2	TRF - Traffic Stop	7,107	6,664	2,996	3,169	3,622	11.28%
3	ALA - Alarm Sounding	1,906	1,977	1,565	1,646	1,804	5.62%
4	SUS - Suspicious Activity	1,674	1,787	2,056	1,890	1,777	5.53%
5	PPV - Police Proactive Visit	891	794	1,037	1,336	1,416	4.41%
6	AST - Assist Citizen	1,449	1,332	1,134	1,176	1,147	3.57%
7	DOC - Disorderly Conduct	1,044	1,065	1,165	1,139	1,083	3.37%
8	PRK - Parking Complaint	1,545	1,278	1,050	650	1,072	3.34%
9	AFA - Assist Fire Agency	927	1,118	996	991	1,058	3.30%
10	APD - Accident Property Damage	937	945	541	624	862	2.68%
Other Calls for Service		12,905	13,256	12,646	12,953	12,070	37.60%
Total Calls for Service		35,383	35,420	30,470	31,396	32,105	





## RCSO Patrol Unit 2022 Calls for Service Summary Report

### Calls for Service information

Chart of Calls for Service by call type/description during the years 2018 to 2022 (top ten)

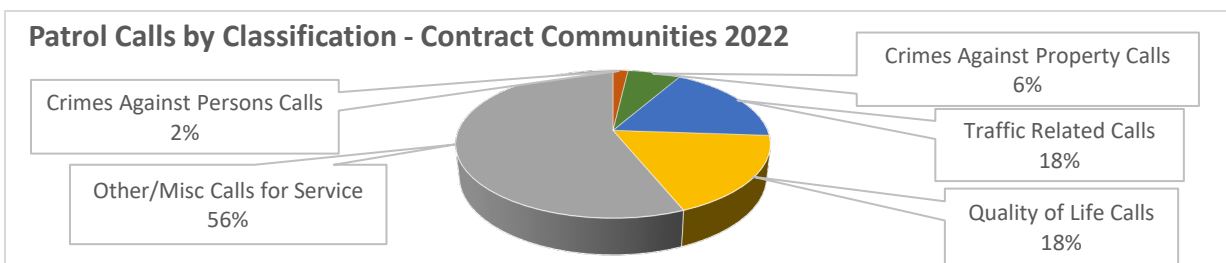
Code	Call Description	2018	2019	2020	2021	2022
<b>Crimes Against Persons Calls</b>						
ASS	ASS - Assault	109	126	109	110	107
CAB	CAB - Child Abuse	20	25	17	6	12
CSC	CSC - Criminal Sexual Conduct	72	66	53	64	66
DOM	DOM - Domestic Assault	234	235	232	231	230
MUR	MUR - Murder / Homicide	0	2	1	0	2
ROB	ROB - Robbery	16	21	25	16	19
VOP	VOP - Protection Order Violation	114	119	125	154	155
<b>Crimes Against Property Calls</b>						
ARS	ARS - Arson	2	4	5	3	2
BRG	BRG - Burglary	182	177	226	165	136
FRD	FRD - Fraud or Forgery	520	517	587	538	403
MVT	MVT - Motor Vehicle Theft	147	187	281	208	175
SHP	SHP - Shoplifter	54	47	22	101	152
THA	THA - Theft from Auto	399	442	766	747	566
THF	THF - Theft	685	638	719	677	645
<b>Traffic Related Calls</b>						
ABV	ABV - Abandoned Vehicle	80	120	118	121	101
AHR	AHR - Accident Hit and Run	222	230	194	173	200
APD	APD - Accident Property Damage	937	945	541	624	862
AWI	AWI - Accident with Injuries	165	199	151	173	157
DGC	DGC - Dangerous Condition	695	697	574	628	602
DKD	DKD - Drunk Driver	232	195	144	166	168
HRI	HRI - Hit & Run Acc w/Injuries	4	1	2	6	1
TRF	TRF - Traffic Stop	7,107	6,664	2,996	3,169	3,622
<b>Quality of Life Calls</b>						
CDP	Criminal Damage to Property	274	276	389	380	332
DIS	DIS - Dispute Disagreement	426	416	396	402	353
DKP	DKP - Drunk Person	111	102	71	46	56
DOC	DOC - Disorderly Conduct	1,044	1,065	1,165	1,139	1,083
DSB	DSB - Disturbance Noise Complaint	501	508	503	505	467
FGT	FGT - Fight	46	53	37	18	30
FWK	FWK - Fireworks	61	70	118	91	62
GRF	GRF - Graffiti	8	9	13	17	7
HRS	HRS - Harassment Report	326	302	385	366	300
NAR	NAR - Narcotics	223	207	150	115	108
PLR	PLR - Prowler	2	3	3	6	3
PRK	PRK - Parking Complaint	1,545	1,278	1,050	650	1,072



## RCSO Patrol Unit 2022 Calls for Service Summary Report

### Calls for Service information

SOL	SOL - Solicitor	27	27	21	35	38
SUS	SUS - Suspicious Activity	1,674	1,787	2,056	1,890	1,777
<b>Other/Misc Calls for Service</b>						
911	911 - Investigate 911 Hangup	663	738	768	819	798
ADM	ADM - Administrative Detail	179	141	102	148	75
AFA	AFA - Assist Fire Agency	927	1,118	996	991	1,058
ALA	ALA - Alarm Sounding	1,906	1,977	1,565	1,646	1,804
AMA	AMA - Assist Medical Agency	4,998	5,204	5,284	5,822	6,194
ANC	ANC - Animal Complaint	841	821	601	643	660
AOA	AOA - Assist Other Agency	419	438	400	417	395
AST	AST - Assist Citizen	1,449	1,332	1,134	1,176	1,147
ATL	ATL - Attempt to Locate	0	0	0	0	0
CIV	CIV - Civil Problem	239	284	315	378	398
COD	COD - Code Enforcement	57	73	91	66	51
DOA	DOA - Death Investigation	64	65	86	76	77
PIC	EDP/PIC - Person In Crisis	277	333	250	295	344
INV	INV - Investigate	793	716	579	677	544
JUV	JUV - Juvenile Incidents	209	227	259	251	274
LOC	LOC - Lockout	56	55	34	33	44
LOS	LOS - Lost Property	48	46	49	45	64
MSP	MSP - Missing Person, Juvenile	140	140	136	154	159
PCN	PCN - Previous Case Follow-Up	718	817	788	809	681
POR	POR - Predatory Offender Reg	1	0	0	0	2
PPV	PPV - Police Proactive Visit	891	794	1,037	1,336	1,416
RPR	RPR - Recovered Property	266	325	367	337	296
SHF	SHF - Shots Fired	55	53	102	77	61
WAR	WAR - Warrant	293	226	123	116	118
WEL	WEL - Welfare Check	832	911	780	823	822
WPN	WPN - Weapon	32	35	32	26	21
	Misc/Other not listed above	766	791	347	495	531
	<b>Total Calls (includes items not listed above)</b>	<b>35,383</b>	<b>35,420</b>	<b>30,470</b>	<b>31,396</b>	<b>32,105</b>





# RCSO Patrol Unit 2022 Calls for Service Summary Report

## Calls for Service information

### Ramsey County Sheriff's Office Public Safety Services Division

#### Patrol Unit Calls for Service - Year to Date 01-01-2022 to 12-31-2022

Call Description	AH	FH	LC	NO	SV	VH	WBT	7-CC
911 - Investigate 911 Hangup	125	48	175	43	189	141	77	798
ABV - Abandoned Vehicle	7	14	18	3	22	19	18	101
ADM - Administrative Detail	31	2	10	1	22	6	3	75
AFA - Assist Fire Agency	167	40	173	98	276	197	107	1,058
AHR - Accident Hit and Run	23	14	39	6	41	60	17	200
ALA - Alarm Sounding	275	80	323	154	392	370	210	1,804
AMA - Assist Medical Agency	706	329	1,087	437	1,879	1,212	544	6,194
ANC - Animal Complaint	71	23	112	41	198	115	100	660
AOA - Assist Other Agency	63	20	84	5	90	70	63	395
APD - Accident Property Damage	200	88	116	30	203	161	64	862
ARS - Arson Investigation	0	0	1	0	1	0	0	2
ASS - Assault	12	4	32	1	27	21	10	107
AST - Assist Citizen	193	72	251	43	287	210	91	1,147
ATL - Attempt to Locate	0	0	0	0	0	0	0	0
AWI - Accident With Injuries	37	7	37	2	34	26	14	157
BOB - Bomb Threat	0	0	0	0	0	0	0	0
BRG - Burglary	14	10	46	5	24	21	16	136
CAB - Child Abuse	1	0	2	0	7	1	1	12
CDP - Criminal Damage Property	24	27	87	12	72	74	36	332
CIV - Civil Problem	39	27	109	9	97	74	43	398
CMT - County Maintenance	0	1	1	0	0	0	0	2
COD - Code Enforcement	4	2	19	7	10	3	6	51
Community Outreach Event	4	1	2	1	6	1	0	15
CSC - Criminal Sexual Conduct	9	1	15	2	12	14	13	66
DGC - Dangerous Condition	97	66	66	39	167	103	64	602
DIS - Dispute Disagreement	16	21	103	10	125	53	25	353
DKD - Drunk Driver	18	10	63	3	33	29	12	168
DKP - Drunk Person	6	7	15	2	14	7	5	56
DOA - Death Investigation	3	9	15	0	23	19	8	77
DOC - Disorderly Conduct	83	68	339	32	209	270	82	1,083
DOM - Domestic Fam Relationship	12	7	80	7	62	41	21	230
DSB - Disturbance Noise Complaint	52	16	157	15	143	63	21	467
EDP/IPIC - Person In Crisis	36	25	69	15	102	66	31	344
FGT - Fight	3	0	10	0	5	10	2	30
FRD - Fraud or Forgery	43	13	63	22	115	92	55	403
FWK - Fireworks	3	1	16	4	12	15	11	62
GRF - Graffiti	3	0	0	0	2	0	2	7
HRI - Hit & Run Acc w/Injuries	0	0	1	0	0	0	0	1
HRS - Harassment Report	33	11	62	14	81	65	34	300
INV - Investigate	58	33	148	19	117	129	40	544
JUV - Juvenile Incidents	24	17	41	19	103	28	42	274
LOC - Lockout	6	2	4	1	11	13	7	44
LOS - Lost Property	18	5	5	1	18	13	4	64
MSP - Missing Person, Juvenile	13	11	33	4	67	21	10	159
MTG - Meeting Officer Assigned	1	0	1	10	1	2	4	19
MUR - Murder / Homicide	1	0	1	0	0	0	0	2
MVT - Motor Vehicle Theft	13	19	61	1	28	45	8	175
NAR - Narcotics	9	7	32	2	27	23	8	108
ODE - Off Duty Employment	7	0	137	0	55	58	100	357
PCN - Previous Case Follow-Up	157	38	146	21	150	129	40	681
PLR - Prowler	0	0	1	0	2	0	0	3
POR - Predatory Offender Reg	0	0	0	0	0	2	0	2
PPV - Police Proactive Visit	213	191	228	67	428	223	66	1,416
PRK - Parking Complaint	150	309	154	13	326	78	42	1,072
RCIV - Civil Div Paper Serve	10	7	3	0	8	1	0	29
ROB - Robbery	3	2	6	0	3	5	0	19
RPR - Recovered Property	47	24	75	6	59	65	20	296
SHF - Shots Fired	5	8	17	2	10	9	10	61
SHP - Shoplifter	1	0	1	0	7	142	1	152
SIP - Suicide in Progress	3	0	11	1	21	13	10	59
SOL - Solicitor	2	6	0	15	10	2	3	38
SUS - Suspicious Activity	192	102	349	86	502	377	169	1,777
THA - Theft From Auto	78	42	142	9	155	106	34	566
THF - Theft	67	31	118	14	136	237	42	645
TRF - Traffic Stop	490	347	827	200	916	588	254	3,622
TRP - Transport	1	0	0	0	1	0	0	2
VIC - Vice Prostitution	0	0	0	0	0	0	0	0
VOP - Prot Order Violation	4	6	51	0	50	39	5	155
WAR - Warrant	16	7	47	0	19	24	5	118
WEL - Welfare Check	77	36	189	19	243	184	74	822
WPN - Weapon	0	1	9	0	6	4	1	21
WTR - Water Patrol Response	0	0	1	0	6	0	5	12
Misc - unmarked	23	0	9	1	3	0	0	36
Total Records	4,102	2,315	6,645	1,574	8,470	6,189	2,810	32,105

This chart lists most Call for Service (CFS) categories tracked in the Ramsey County Sheriff's Office Record Management System in the left hand column.

The number of calls responded to by the RCSO Patrol Unit in each contract community Year to Date in 2022 for the CFS category are in the columns to the right of the description.

**Time Period this Chart:**  
**Year to Date**  
**01/01/2022 - 12/31/2022**

Color Code:

Crimes\* against Persons Calls

Crimes\* against Property Calls

Traffic Related Calls

Quality of Life Calls

\*NOTE: Calls for Service (CFS) are issues responded to by deputies initiated by citizens via 9-1-1 or deputy initiation while on patrol. CFS are not 'crimes' until so determined after investigation of the incident.

The following pages present a summary of the CFS data contained in this chart.

The Calls for Service responded to by the Patrol Unit are summarized for each city and for the Contract Communities Group as a whole.

Top Ten